

## PROGRAMME OVERVIEW


10:00 - 10:05	<b>President's welcome</b>	Professor Sir <b>Peng T Khaw</b> , London, UK
---------------	----------------------------	--

<b>Session 1</b>			
<b>10:05 - 10:50</b>			
<b>Chairs:</b> Mr <b>Joseph Abbott</b> , Birmingham, UK & Dr <b>Sirisha Senthil</b> , Hyderabad, India			
10:05 - 10:35	<b>1</b>	Consanguinity and severity of primary congenital glaucoma	Dr <b>Agam Bhandari</b> , New Delhi, India
	<b>2</b>	Childhood glaucoma presenting in familial exudative vitreoretinopathy	Dr <b>Kasem Seresirikachorn</b> , Bangkok, Thailand
	<b>3</b>	Aqueous drainage in Axenfeld-Rieger syndrome	Dr <b>Shikha Gupta</b> , New Delhi, India
	<b>4</b>	Comparative evaluation of corneal characteristics in eyes of primary congenital glaucoma and Axenfeld-Rieger syndrome	Dr <b>Karthikeyan Mahalingam</b> , New Delhi, India
	<b>5</b>	A distinct <i>CYP1B1</i> pathological variant may be causative for neonatal-onset congenital ectropion uveae	Professor <b>Sushmita Kaushik</b> , Chandigarh, India
10:35 - 10:50	<b>Panel discussion with Session Chairs and Presenters</b>		

<b>Session 2</b>			
<b>10:50 - 11:29</b>			
<b>Chairs:</b> Ms <b>Alessandra Martins</b> , London, UK & Professor <b>Sushmita Kaushik</b> , Chandigarh, India			
10:50 - 11:14	<b>6</b>	Newborn glaucoma: A neglected manifestation of congenital rubella syndrome ( <i>Trainee Abstract Award Winner</i> )	Dr <b>Sandeep Choudhary</b> , Chandigarh, India
	<b>7</b>	Congenital primary aphakia	Dr <b>Sagarika Snehi</b> , Chandigarh, India
	<b>8</b>	Risk factors for netarsudil induced honeycombing in paediatric glaucomas	Dr <b>Shikha Gupta</b> , New Delhi, India
	<b>9</b>	Role of oral propranolol in preventing choroidal effusion post trab-o-trab in Sturge-Weber syndrome	Dr <b>Tania Ray Bhadra</b> , Kolkata, India
	<b>10</b>	Anterior segment optical coherence tomography (ASOCT) - A useful addendum for diagnosing angle anomalies	Dr <b>Ashok Kumar Singh</b> , Chandigarh, India
	<b>11</b>	Unilateral advanced glaucoma in isolated congenital ectropion uveae with ipsilateral ptosis and myopia	Dr <b>Sagarika Snehi</b> , Chandigarh, India
11:14 - 11:29	<b>Panel discussion with Session Chairs and Presenters</b>		

PROGRAMME OVERVIEW

<b>Session - 3</b> 11:29 - 12:14		<b>Chairs:</b> Professor <b>Julian Garcia-Feijóo</b> , Madrid, Spain & Ms <b>Eibhlin McLoone</b> , Belfast, UK	
11:29 - 11:59	<b>12</b>	Outcomes of goniotomy in children with uveitic glaucoma	Dr <b>Hasanka Peiris</b> , Birmingham, UK
	<b>13</b>	Analysis of paediatric glaucoma amongst aniridia patients with molecularly confirmed <i>PAX6</i> mutations	Dr <b>Vivienne Kit</b> , London, UK
	<b>14</b>	Epidemiology and long-term outcomes of primary congenital glaucoma: A population-based study ( <i>Trainee Abstract Award Winner</i> )	Dr <b>Robert Nutt</b> , Belfast, UK
	<b>15</b>	Association between vascular and structural parameters by optical coherence tomography angiography in primary congenital glaucoma	Dr <b>Pilar Pérez-García</b> , Madrid, Spain
	<b>16</b>	Intraocular pressure measurement in childhood glaucoma under standardised general anaesthesia - The prospective EyeBIS study	Dr <b>Alicja Strzalkowska</b> , Mainz, Germany
11:59 - 12:14	<b>Panel discussion with Session Chairs and Presenters</b>		

<b>12:14 - 12:29</b>	<p>Pearls of Wisdom Lecture: Primary congenital glaucoma: Using my life time experience to help you!</p> <p>Followed by Q&amp;A with Session 3 Chairs</p>	 <p>Professor <b>Anil K Mandal</b>, L V Prasad Eye Institute (LVPEI), Hyderabad, India</p>
----------------------	---	---


12:29 - 12:49	<b>Break</b>
---------------	--------------

<b>Session 4</b> 12:49 - 13:34		<b>Chairs:</b> Mr <b>John Brookes</b> , London, UK & Professor <b>Barbara Cvenkel</b> , Ljubljana, Slovenia	
12:49 - 13:19	<b>17</b>	Bilateral buphthalmos with congenital cataract in a floppy infant	Professor <b>Subashini Kaliaperumal</b> , Puducherry, India
	<b>18</b>	Deep sclerectomy as an initial approach in congenital glaucoma in the Middle Eastern population	Mr <b>Irfan Khan</b> , Abu Dhabi, United Arab Emirates
	<b>19</b>	Co-existing congenital glaucoma and cataract: Diagnostic dilemma	Dr <b>Manju Anilkumar</b> , Madurai, India
	<b>20</b>	Tips and tricks for performing GATT in congenital glaucomas ( <i>Video presentation</i> )	Dr <b>Shikha Gupta</b> , New Delhi, India
	<b>21</b>	Glaucoma in a cohort of preterm infants	Dr <b>Neha Chauhan</b> , Chandigarh, India
	<b>22</b>	Ocular steroid induced Cushing's baby	Dr <b>Ashok Kumar Singh</b> , Chandigarh, India
	<b>23</b>	A challenging case of neurofibromatosis	Dr <b>Anamika Paul</b> , Kolkata, India
13:19 - 13:34	<b>Panel discussion with Session Chairs and Presenters</b>		

PROGRAMME OVERVIEW

<b>Session 5</b>		<b>Chairs:</b> Professor <b>Esther Hoffmann</b> , Mainz, Germany & Mr <b>Patrick Watts</b> , Cardiff, UK	
<b>13:34 - 14:20</b>			
13:34 - 14:05	<b>24</b>	Associations with failure in surgical treatment of primary congenital glaucoma: Retrospective single centre study (2013 - 2020)	Dr <b>Kubra Gul Olke</b> , Adana, Turkey
	<b>25</b>	Surgical approaches for the rescue of failed glaucoma drainage devices ( <a href="#">Video presentation</a> )	Dr <b>Filipa Jorge Teixeira</b> , Lisbon, Portugal
	<b>26</b>	Comparison of 360- versus 180-degree suture trabeculotomy combined with deep sclerotomy in primary congenital glaucoma patients	Dr <b>Serhat Imamoglu</b> , Istanbul, Turkey
	<b>27</b>	Clinical characteristics and surgical outcomes of paediatric glaucoma patients in a university hospital	Dr <b>Esra Biberoglu Celik</b> , Istanbul, Turkey
	<b>28</b>	External trabeculotomy + trabeculectomy in a case of congenital glaucoma - Novice surgeon v/s expert surgeon ( <a href="#">Video presentation</a> )	Dr <b>Shahinur Tayab</b> , Guwahati, India
	<b>29</b>	Corneal aberrations in primary congenital glaucoma and its visual impact	Dr <b>Fernando Ly Yang</b> , Madrid, Spain
14:05 - 14:20	<b>Panel discussion with Session Chairs and Presenters</b>		

<b>Session - 6</b>		<b>Chairs:</b> Ms <b>Cecilia Fenerty</b> , Manchester, UK & Dr <b>Ann Shue</b> , Stanford, USA	
<b>14:20 - 15:11</b>			
14:20 - 15:56	<b>30</b>	Large optic discs in small patients - The Gutenberg Optic Disc Study (GODS)	Dr <b>Julia V Stingl</b> , Mainz, Germany
	<b>31</b>	Can a handheld non-mydriatic fundus camera replace traditional dilated fundus examination in the paediatric ophthalmology outpatient setting?	Dr <b>Chanelle Smith</b> , Blackburn, UK
	<b>32</b>	Risk factors for glaucoma drainage device exposure in children: A case-control study ( <i>Trainee Abstract Award Winner</i> )	Dr <b>Deema E Jomar</b> , Riyadh, Saudi Arabia
	<b>33</b>	Follow-up of secondary glaucoma drainage devices (GDD) in paediatric patients	Dr <b>Susanna Koenig</b> , Ulm, Germany
	<b>34</b>	Bruch membrane and optic nerve changes as measured by intraoperative overhead-mounted optical coherence tomography following cupping reversal in childhood glaucoma	Dr <b>Tanya Glaser</b> , Durham, USA
	<b>35</b>	Outcome of repeated angle surgery in paediatric glaucoma patients	Dr <b>Elena Bitrian</b> , Miami, USA
14:56 - 15:11	<b>Panel discussion with Session Chairs and Presenters</b>		

<b>15:11 - 15:31</b>	<p>Pearls of Wisdom Lecture: The challenge of evaluating outcome in congenital glaucoma surgery</p> <p>Followed by Q&amp;A with Session 6 Chairs</p>	 <p><b>Professor Franz Grehn</b> Mainz University Medical Centre, Mainz, Germany</p>
----------------------	--	--

15:31 - 15:46	<b>Break</b>
---------------	--------------


**PROGRAMME OVERVIEW**

<b>Session 7</b>		<b>Chairs: Dr Ta Chen Peter Chang, Miami, USA &amp; Mr Velota Sung, Birmingham, UK</b>	
<b>15:46 - 16:21</b>			
15:46 - 16:06	<b>36</b>	Double trouble: Coloboma and glaucoma	Dr <b>Raquel Quintanilla</b> , Miami, USA
	<b>37</b>	Flushing of failing tube shunts in paediatric glaucoma	Dr <b>Amrita Saravanan</b> , Birmingham, UK
	<b>38</b>	360° trabeculotomy: A surprise ending (Video presentation)	Dr <b>Mattia Pasti</b> , Florence, Italy
	<b>39</b>	Gonioscopically assisted transluminal trabeculotomy (GATT) following a glaucoma drainage tube	Mr <b>Kenneth Yau</b> , Manchester, UK
	<b>40</b>	Combined viscocanaloplasty, single incision trabeculotomy ab interno, and cataract surgery in juvenile uveitic glaucoma (Video presentation)	Dr <b>Raymond G Areaux Jr.</b> , Minneapolis, USA
16:06 - 16:21	<b>Panel discussion with Session Chairs and Presenters</b>		

<b>Session 8</b>		<b>Chairs: Dr Raymond G Areaux Jr., Minneapolis, USA &amp; Professor David Walton, Boston, USA</b>	
<b>16:21 - 17:10</b>			
16:21 - 16:55	<b>41</b>	GATT in kids: Risk factors for complications and failure	Dr <b>Ta Chen Peter Chang</b> , Miami, USA
	<b>42</b>	Establishing a normative database in a paediatric population using a virtual reality visual field test	Dr <b>Kirsten Da Silva</b> , Miami, USA
	<b>43</b>	Ologen augmentation of Ahmed glaucoma valves in children	Dr <b>Brenda L Bohnsack</b> , Chicago, USA
	<b>44</b>	Prevalence of surgery by paediatric glaucoma subtypes using insurance claims data	Dr <b>Bryce Hwang</b> , Palo Alto, USA
	<b>45</b>	Frequency of strabismus after tube shunt surgery in the adult versus paediatric populations	Dr <b>Maria A Guzman Aparicio</b> , Boston, USA
	<b>46</b>	Pigmentary glaucoma (and so much more!) in a teenager	Dr <b>Ta Chen Peter Chang</b> , Miami, USA
16:55 - 17:10	<b>Panel discussion with Session Chairs and Presenters</b>		

**PROGRAMME OVERVIEW**

<b>Session - 9</b>			
<b>17:10 - 17:51</b>		<b>Chairs:</b> Professor <b>Beth Edmunds</b> , Portland, USA & Professor <b>Bibiana Jin Reiser</b> , Los Angeles, USA	
17:10 - 17:36	<b>47</b>	Modified surgical technique for placement of glaucoma drainage devices using polypropylene suture in paediatric patients	Dr <b>Annika J Patel</b> , Miami, USA
	<b>48</b>	Infantile aphakic glaucoma: 2022 update	Dr <b>Helen H Yeung</b> , Boston, USA
	<b>49</b>	Temporary angle-closure glaucoma of prematurity	Dr <b>Adam Jacobson</b> , Ann Arbor, USA
	<b>50</b>	The intraoperative use of the Koeppel lens (Video presentation)	Dr <b>Cyril Archambault</b> , Palo Alto, USA
	<b>51</b>	Conjunctival debridement for glaucoma drainage implant erosion (Video presentation)	Dr <b>Cyril Archambault</b> , Palo Alto, USA
	<b>52</b>	Application of a novel technique for anterior segment imaging using B-scan ultrasonography (Video presentation)	Dr <b>Danielle McLaughlin</b> , Miami, USA
17:36 - 17:51	<b>Panel discussion with Session Chairs and Presenters</b>		

<b>17:51 - 18:06</b>	<p>Pearls of Wisdom Lecture: <b>Keeping hope in sight!</b></p> <p>Followed by Q&amp;A with Session 9 Chairs</p>	 <p><b>Professor Alana L Grajewski</b> Bascom Palmer Eye Institute, Miami, USA</p>
----------------------	---	---

<b>18:06 - 18:15</b>	<p><b>President's closing comments</b> Prizes and acknowledgements Trainee Abstract Award Winners:</p> <ul style="list-style-type: none"> <li>• Dr Sandeep Choudhary, Chandigarh, India</li> <li>• Dr Robert Nutt, Belfast, UK</li> <li>• Dr Deema E Jomar, Riyadh, Saudi Arabia</li> </ul>	Professor Sir <b>Peng T Khaw</b> , London, UK
----------------------	---	---

18:15 - 18:20	<b>Break</b>
---------------	--------------

<b>18:20 - 18:50</b>	<b>UKPGS 2022 Annual General Meeting (AGM)</b>
----------------------	--